FOR GROWN-UPS

A little time to explore

Choose a page. Bring some colors. Follow your child's lead.

PRINT

Choose the black-and-white PDF matching your paper.
Print at Actual Size / 100%, one page per sheet.
Activities are pages 3-26; answers are pages 27-28.
Cards are pages 29-32. Print only the pages you want.
Keep the separate optional color guide on screen.

PLAY

Use crayons or colored pencils. Read prompts aloud.
Point to each object while counting. Take breaks freely.
There is no required coloring palette or need to finish.
Point, draw, or speak; writing is always optional.
Try an extra idea alone or with a willing partner.

CARD GAME

A grown-up cuts out the 20 cards along the dotted edges.
Match each number card with the group of that many leaves.
Start with 1-5; add 6-10 whenever you want more challenge.

ABOUT THIS BOOK

Artwork and activity text were created with AI tools,
then checked for layout, clarity, and puzzle answers.
No child name, photo, account, or online activity is needed.

For one household or one classroom. No resale, redistribution,
public uploads, or print-on-demand resale of the files.

A snail-sized hello

Color the snail and its flower. What might they say?



Draw a little snack for the snail here.

A grown-up can read aloud. Point, draw, or speak; writing is optional.
If you want: Tell a new ending for the snail.

Petal patterns

Look at each pattern. Draw the next two pictures.











Guess: how might two different leaf marks look? Try them below.

TRY A

TRY B

A grown-up can read aloud. Point, draw, or speak; writing is optional.
If you want: Compare your marks; choose one to change.